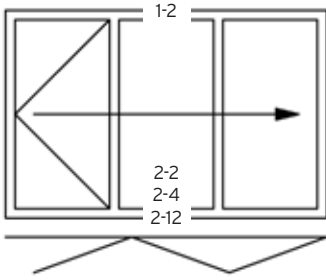


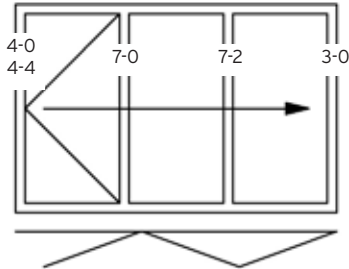
Innenansicht
View from the Inside

- ① erstöffnend / primary panel
- ② zweitöffnend / secondary panel

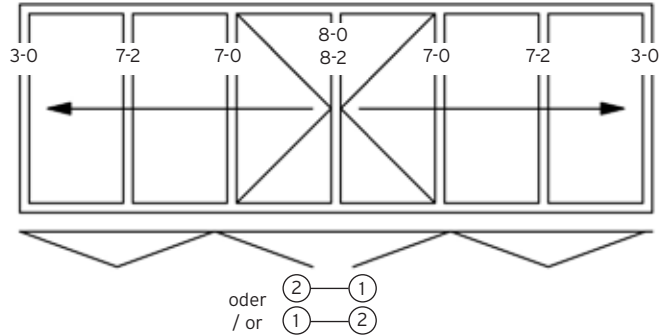
SL 65 I - 3R



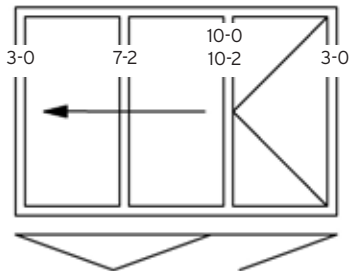
I - 3R



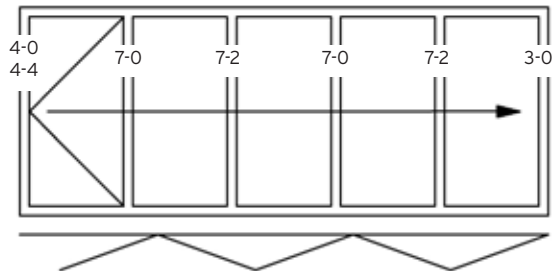
I - 3L 3R



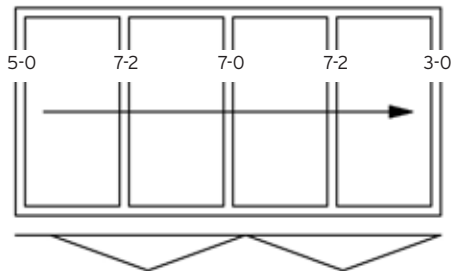
I - 2L 1R



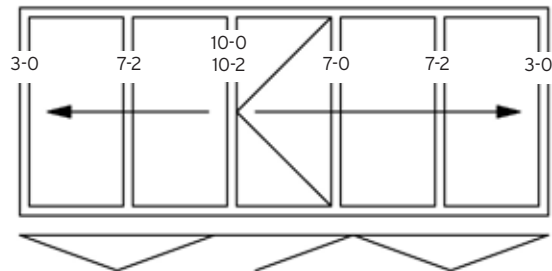
I - 5R



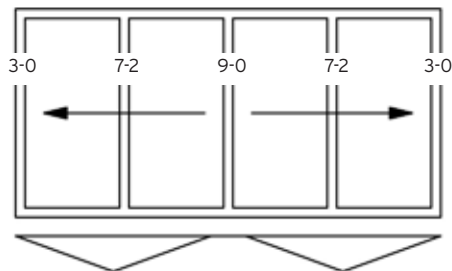
I - 4R



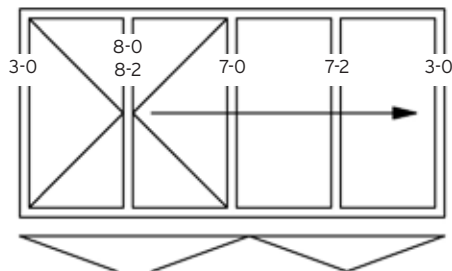
I - 2L 3R



I - 2L 2R



I - 1L 3R



- oder / or ②-① / ①-②

- oder / or ②-① / ①-②

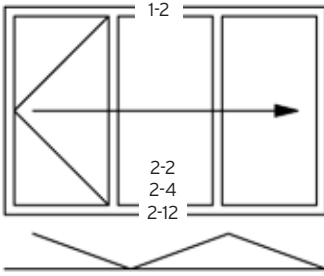
Innenansicht

View from the Inside

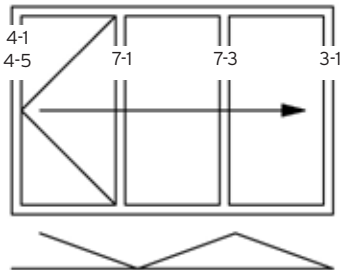
① erstöffnend / primary panel

② zweitöffnend / secondary panel

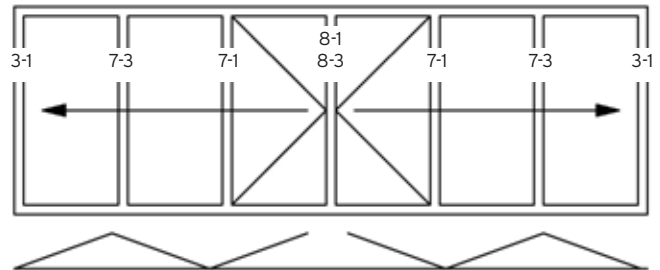
SL 65 A - 3R



A - 3R

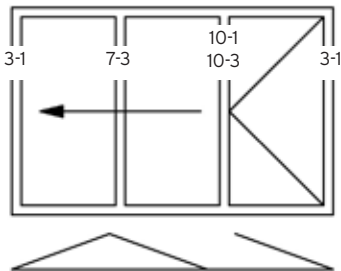


A - 3L 3R

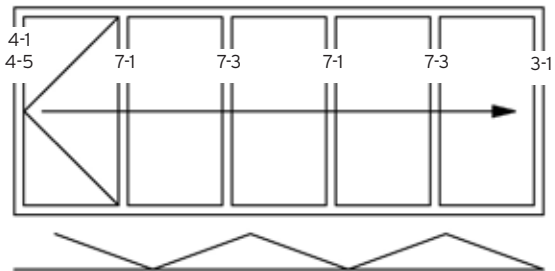


oder ②—①
/ or ①—②

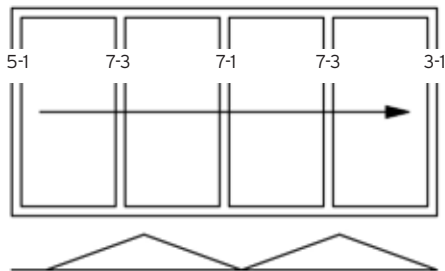
A - 2L 1R



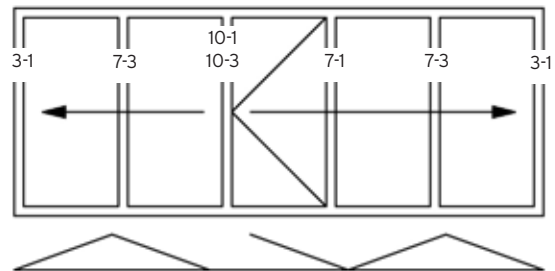
A - 5R



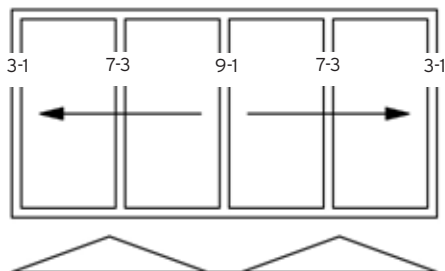
A - 4R



A - 2L 3R

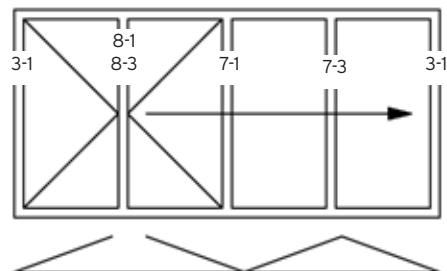


A - 2L 2R



oder ②—①
/ or ①—②

A - 1L 3R

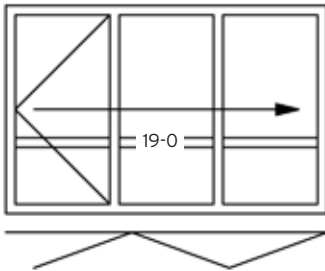


oder ②—①
/ or ①—②

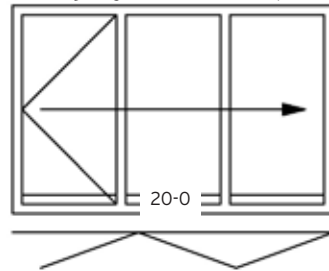
Innenansicht

View from the Inside

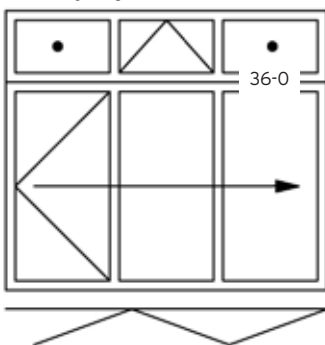
Faltwand mit Sprosse.
 Folding façade with transom.



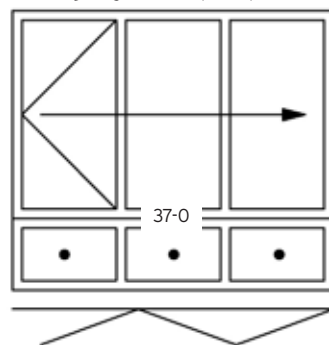
Faltwand mit Sockel.
 Folding façade with base profile extension.



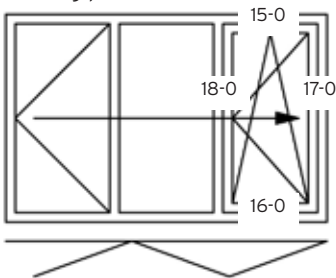
Faltwand mit Oberlicht.
 Folding façade with overhead panel.



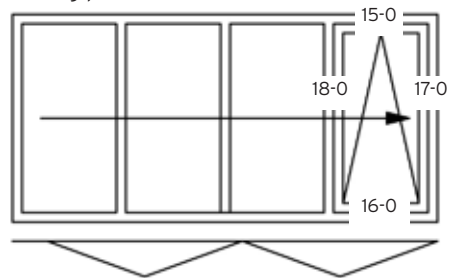
Faltwand auf Brüstung.
 Folding façade on parapet.



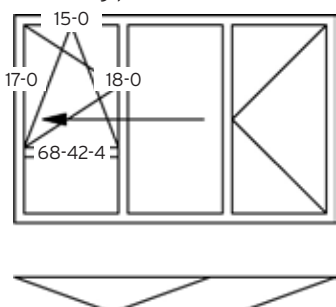
Faltwand mit Drehkipppflügel im Faltflügel.
 Folding façade with tilt and turn panel integrated in folding panel.



Faltwand mit Kippflügel im Faltflügel.
 Folding façade with tilt panel integrated in folding panel.



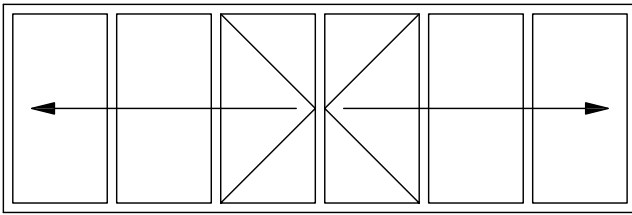
Faltwand mit Drehkipppflügel im Faltflügel oberhalb eines Querkämpfers.
 Folding façade with tilt and turn panel integrated in folding panel above a transom.



Innenansicht

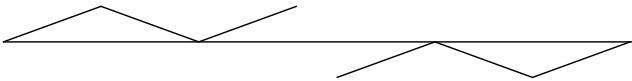
View from the Inside

A - 3L I - 3R


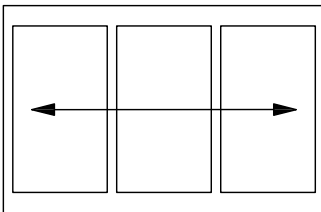


teilweise nach innen öffnend - teilweise nach außen öffnend /

partly opening to the inside - partly opening to the outside

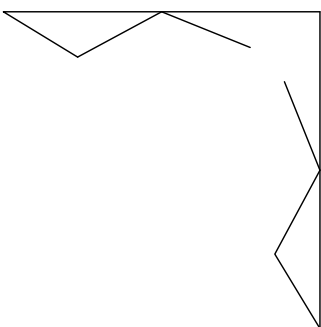
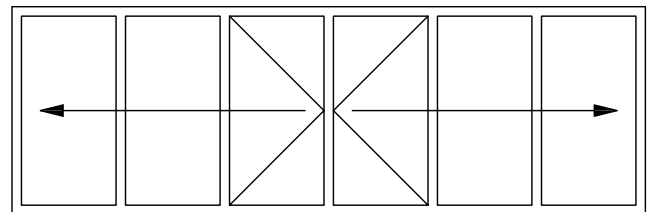
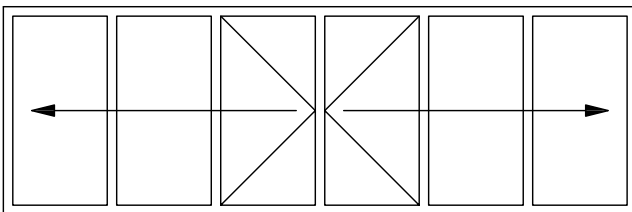


3LR - mittig aufgehängt
3LR - centre pivot

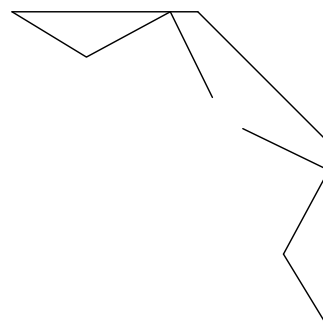


Grundrissbeispiele:
Bei einer abgewinkelten Anlage wird die Ausführung funktionsbedingt der Einbausituation angepasst.

Floor plan examples:
In the case of an angled configuration the design is adapted to the situation and functional requirements.



„über 90° Ecke“ / „open 90° corner“



„über 2 Ecken“ „2 open 135° corners“

A - 4 x 2LR - segmentiert
A - 4 x 2LR - angled layout

