

- Order
- Inquiry

SL 60e

Position
_____ / _____

Required delivery week: _____

1. Number of units
_____ pieces

2. Stacking
 Inside
 Outside

3. Panel
 Top hung
 Floor mounted

4. Number of panels (inside view)
 _____ left direction
 _____ right direction

5. Glass
 with: _____
 prepared for: _____ mm

6. Cleaning pin
 (installation of cleaning pin only possible with inward opening and top hung systems)

7. Surface profile + panel connector
RAL _____
 or
Eloxal _____
 + Panel connector _____

Client: _____

Tel: _____ Fax: _____


Contact person _____


Ref: _____


Quotation number: _____

Delivery address: (if different to client) _____

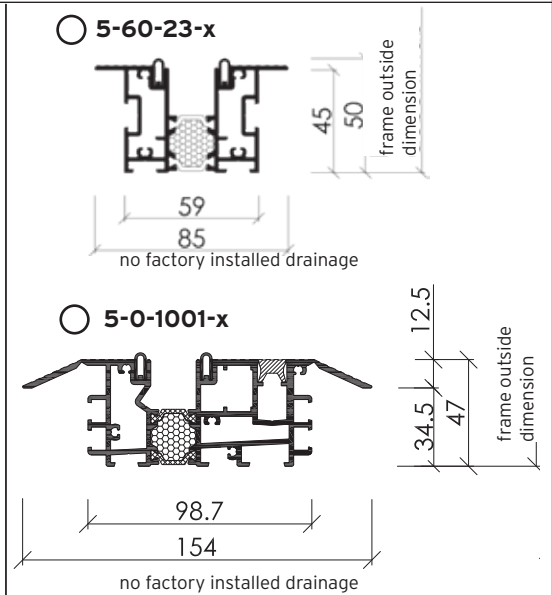
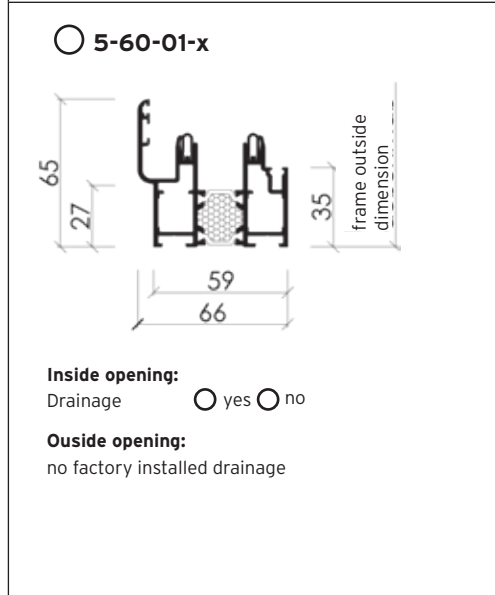
8. Hardware types ATTENTION! For **parapet installations:**
 Handle height from frame underside _____ mm

Flat handle on inside without lock (standard) 

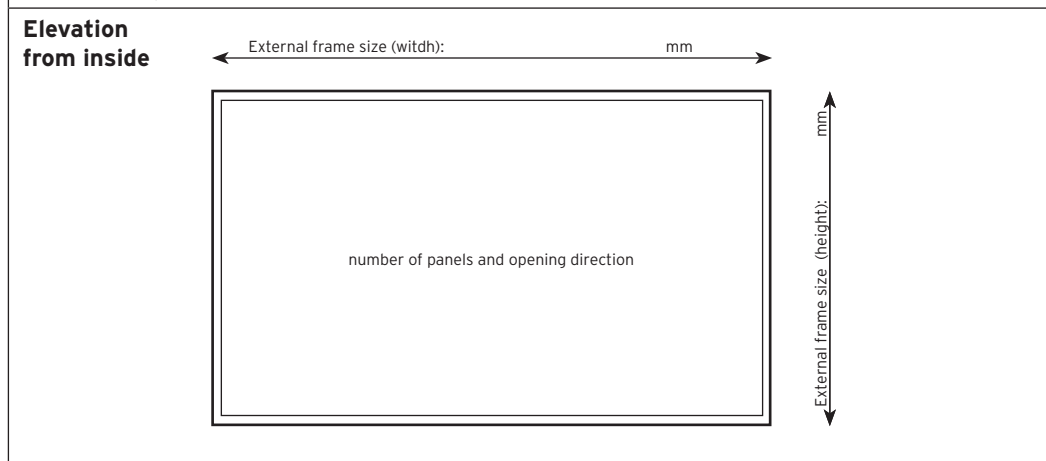
Flat handle inside / outside with profile cylinder (only possible with pair panel) 

Lever handle inside / outside with key cylinder (only possible on first opening swing panels) 

9. Floor track options (Examples are to be found on www.solarlux.de)



10. Drawing



Outside

Plan view _____

Inside

panel shown in open position (stacking position)